H.M.T. OLYMPIC

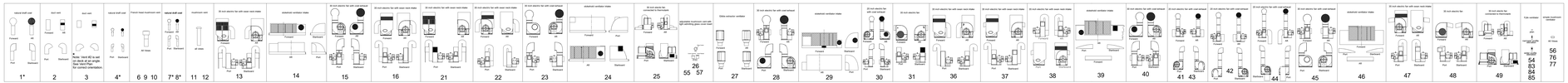

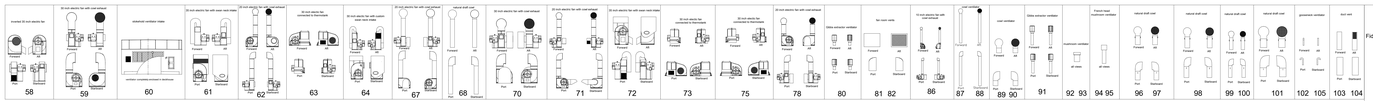

Note: Various deck structures have been omitted for clarity in order to show the position of the various ventilators

Vent Drawings

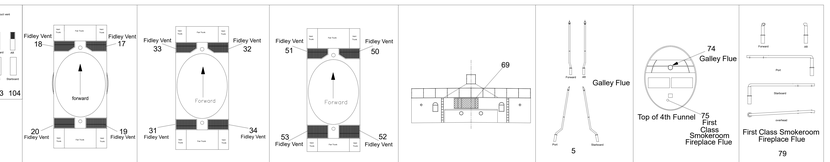

*These ventilators indicated by an asterisk are not seen in photos of the 1917-18 period which these plans cover. They are evident before and after WWI. They may have been removed when the ship was in or near port when almost all of the photos were taken.

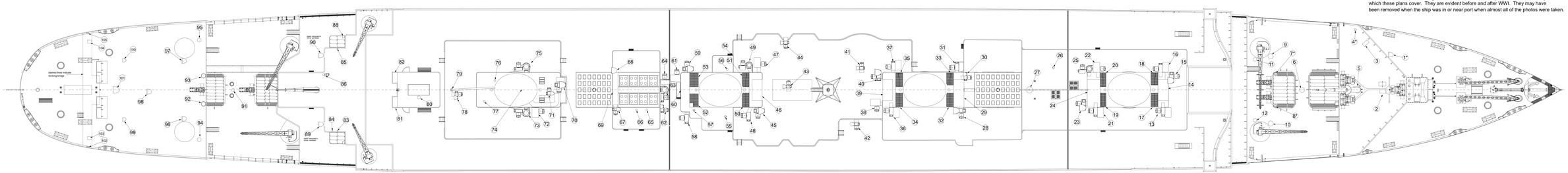

Vent Locations

Plan Sheet: HMT Olympic 4

Scale 1/8" = 1'-0"

Copyright 2010 by Bob Read

Use of this drawing is licensed under the Creative Commons license. Attribution Share Alike

http://creativecommons.org/licenses/by-nc-nd/4.0/